



Ouvrages et publications scientifiques

Ouvrages


2

Publications scientifiques


5



Ouvrages



Analyzing sensory data with R, Lê S. et Worch T. (2014), Chapman & Hall/CRC The R Series



Multiple Factor Analysis by Example Using R, Pagès J. (2014), Chapman & Hall/CRC The R Series




Analyse Factorielle Multiple avec R, Pagès J. (2013) edp sciences



Ouvrages



*Statistiques générales pour utilisateurs : 2)
Exercices et corrigés* 2ème édition
augmentée, Husson F. et Pagès J. (2013),
Presses Universitaires de Rennes




Statistiques avec R, Cornillon P.A., Guyader
A., Husson F., Jégou N., Josse J., Kloareg
M., Matzner-Løber E., Rouvière L. (2012), Presses
Universitaires de Rennes




*Statistiques générales pour utilisateurs : 1)
Méthodologie* 2ème édition augmentée,
Pagès J. (2010), Presses Universitaires de
Rennes



Ouvrages



Exploratory Multivariate Analysis by Example Using R, Husson F., Pagès J. et Lê S. (2010), CRC Press



Analyse de données avec R, Husson F., Lê S. et Pagès J. (2009), Presses Universitaires



Analyses factorielles simples et multiples 4ème édition, Escofier B. et Pagès J. (2008), Dunod. Paris.



Publications scientifiques

Josse J. Wager S. et Husson, F. (2014). Confidence Areas for Fixed-Effects PCA. *Journal of Computational and Graphical Statistics*.

Kostov B., Bécue-Bertaut M., Husson F. (2014). An original methodology for the analysis and interpretation of word-count based methods: multiple factor analysis for contingency tables complemented by consensual words. *Food Quality and Preference*, 32, 35-40.

Verbanck M., Josse J., Husson F. (2013). Regularized PCA to denoise and visualize data. *Statistics and Computing*, 1-16.

Husson F. et Josse J. (2013). Handling missing values in Multiple Factor Analysis. *Food Quality and Preference*, 30, 77-85.

Kostov B., Bécue-Bertaut M., Husson F. (2013). Multiple Factor Analysis for Contingency Tables in FactoMineR Package. *R Journal*, 5, 28-38.



Publications scientifiques

Cadore M. et Husson F. (2013). Construction and evaluation of confidence ellipses applied at sensory data. *Food Quality and Preference*. 28, 106-115.

Verbanck M., Lê S. et Pagès J. (2013). A new unsupervised gene clustering algorithm based on the integration of biological knowledge into expression data. *BMC Bioinformatics*, 14 (1), 42.

Worch T., Crine A., Gruel, A. et Lê S. (2013). Analysis and validation of the Ideal Profile Method: Application to a skin cream study. *Food Quality and Preference*.

Josse J. et Husson F. (2012). Handling missing values in exploratory multivariate data analysis methods. *Journal de la SFdS*, 153(2), pp. 79-99.

Josse J. et Husson F. (2012). Selecting the number of components in PCA using cross-validation approximations. *Computational Statistics and Data Analysis*, 56, pp. 1869-1879.



Publications scientifiques

Josse J., Chavent M., Liqueur B., Husson F., et Pagès J. (2012). Handling Missing Values with Regularized Iterative Multiple Correspondence Analysis. *Journal of Classification*, 29 (1), pp. 91-116.

Worch T., Lê S. et Punter P. (2012). Ideal Profile Method (IPM): the ins and outs. *Food Quality and Preference*, 28 (1), 45-59.

Worch T., Lê S. et Punter P. (2012). Construction of an Ideal Map (IdMap) based on the ideal profiles obtained directly from consumers. *Food Quality and Preference*, 26 (1), 93-104.

Worch T., Lê S. et Punter P. (2012). Extension of the consistency of the data obtained with the Ideal Profile Method: Would the ideal products be more liked than the tested products?. *Food Quality and Preference*, 26 (1), 74-80.



Publications scientifiques

Worch T., Lê S. et Punter, P. (2012). Assessment of the consistency of ideal profiles according to non-ideal data for IPM. *Food Quality and Preference*, 24 (1), 99-110.

Josse J., Pagès J. et Husson F. (2011). Multiple imputation in principal component analysis. *Advances in Data Analysis and Classification*. 5, pp. 231-246.

Bécue-Bertaut M., Lê S. (2011). Analysis of multilingual labeled sorting tasks: application to a cross-cultural study in wine industry. *Journal of Sensory Studies*. 26 (5), 299-310.

Gadoret M., Lê S. et Pagès J. (2011). Statistical analysis of hierarchical sorting data. *Journal of Sensory Studies*. 26 (2), 96-105.



Publications scientifiques

Cadoret M., Lê S. et Pagès J. (2011). Multidimensional scaling versus multiple correspondence analysis when analyzing categorization data. *Studies in Classification, Data Analysis, and Knowledge Organization* (post-proceedings of first joint meeting of the SFC and the Gladag).

Pagès J., Cadoret M. et Lê S. (2010). The Sorted Napping: a new holistic approach in sensory evaluation. *Journal of Sensory Studies*. 25 (5), 637-658.

Ledauphin-Menard S., Lê S. (2010). Typologie des consommateurs et mesure de loyauté/fidélité. *La Revue MODULAD*, numéro 42.

Worch T., Lê S. et Punter P. (2010). How reliable are the consumers? Comparison of sensory profiles from consumers and experts. *Food Quality and Preference*, 21 (3), 309-318.

Josse J., Husson F. et Pagès J. (2009). Gestion des données manquantes en Analyse en Composantes Principales. *Journal de la SFdS*. 150 (2), pp. 28-51⁹



Publications scientifiques

Lê S. et Pagès, J. (2009). DMFA: Dual Multiple Factor Analysis. *Communication in Statistics - Theory and Methods*.

De TAYRAC M., LÊ S., AUBRY M., MOSSER J. et HUSSON, F. (2009). Simultaneous analysis of distinct Omics data sets with integration of biological knowledge: Multiple Factor Analysis approach. *BMC Genomics*, 10-32.

CADORET M., LÊ S. et PAGÈS, J. (2009). A Factorial Approach for Sorting Task data (FAST). *Food Quality and Preference*, 20 (6), 410-417.

LÊ S. et HUSSON, F. (2008). SensoMineR: a package for sensory data analysis. *Journal of Sensory Studies*, 23 (1), 14-25.

JOSSE J., PAGÈS J. et HUSSON F. (2008). Testing the significance of the RV coefficient. *Computational Statistics and Data Analysis*. 53 pp. 82-91.



Publications scientifiques

Causeur D. et Husson F. (2008). Asymptotic power of double-sampling tests for general linear hypothesis. *Statistics: a Journal of Theoretical and Applied Statistics*, 42 (2), pp. 115-125.

Lê S., Pagès J. et Husson F. (2008). Methodology for the comparison of sensory profiles provided by several panels: application to a cross-cultural study. *Food Quality and Preference*, 19 (2), 179-184.

Lê S., Josse J. et Husson F. (2008). FactoMineR: an R package for multivariate analysis. *Journal of Statistical Software*, 25 (1), 1-18.

Husson F., Lê S. et Pagès J. (2007). Variability of the representation of the variables resulting from PCA in the case of a conventional sensory profile. *Food Quality and Preference*, 18 (7), 933-937.



Publications scientifiques

Pagès J., Bertrand C., Ali R., Husson F. et Lê S. (2007). Sensory analysis comparison of eight biscuits by French and Pakistani panels. *Journal of Sensory Studies*, 22 (6), 665-686.

Lê S., Husson F. et Pagès J. (2006). Confidence ellipses applied to the comparison of sensory profiles. *Journal of Sensory Studies*, 21 (3), 241-248.

Lê S. et Ledauphin S. (2006). You like tomato, I like tomato: segmentation of consumers with missing values. *Food Quality and Preference*, 17 (3-4), 228-233.

Lê S., Husson F. et Pagès J. (2006). Another look at sensory data: How to have your salmon and eat it, too! *Food Quality and Preference*, 17 (7-8), 3-5.

Husson F. et Lê S. (2006). SensoMineR : un package pour le traitement de données sensorielles avec R. *Sciences des aliments*, 26, 355-356.



Publications scientifiques

Pagès J., Lê S. et Husson F. (2006). Une approche statistique de la performance en analyse sensorielle descriptive. *Sciences des aliments*, 26 (5), 116-169.

Husson F. et Pagès J. (2006). Indscal Model: geometrical interpretation and methodology. *Computational Statistics and Data Analysis*. 50 (2). pp. 358-378.

Le Quéré J.M., Husson F., Renard C. et Primault J. (2006). French cider characterization by sensory, technological and chemical evaluations. *LWT*. 39 (9). pp. 1033-1044.

Husson F. et Pagès J. (2006). Aspects méthodologiques du modèle Indscal. *Revue de Statistique Appliquée*. LIV (2). pp. 83-100.